

Investment Objective

DECALIA Circular Economy Fund's is a global equity fund, investing into companies that will structurally benefit from the Circular Economy transition. The circular economy looks at all the options across the value chain: circular supplies, resource recovery, product life extension, sharing platforms, product as a service.

Fund features

- As the world becomes plagued by the waste and natural resources depletion problems, a new and more sustainable way of thinking about consumption and production, the Circular Economy, is taking the stage.
- The fund thus invests in the sectors of **sharing economy, waste & recycling, nutrition** (waste reduction), **prevention & diagnostics, industry 4.0, smart materials, water** and, **smart grid & renewables**.
- DECALIA is **precursor in this theme**. Managed by an experienced investment team with a strong and long-standing track record in thematic equity funds.

Investment Team

- Antonio Garufi
Lead Portfolio Manager
- Roberto Magnatantini, CFA, CMT
Deputy Portfolio Manager

Key fund facts

Last NAV	USD136.7
Fund type	Equities
Investment zone	World
Share class currency	USD
Inception date	30/05/2018
Index	MSCI World
Legal structure	Luxembourg SICAV
UCITS Status	Yes
Registration	LU, CH, IT

◀ Lower risk Higher risk ▶
 Typically lower rewards Typically higher rewards



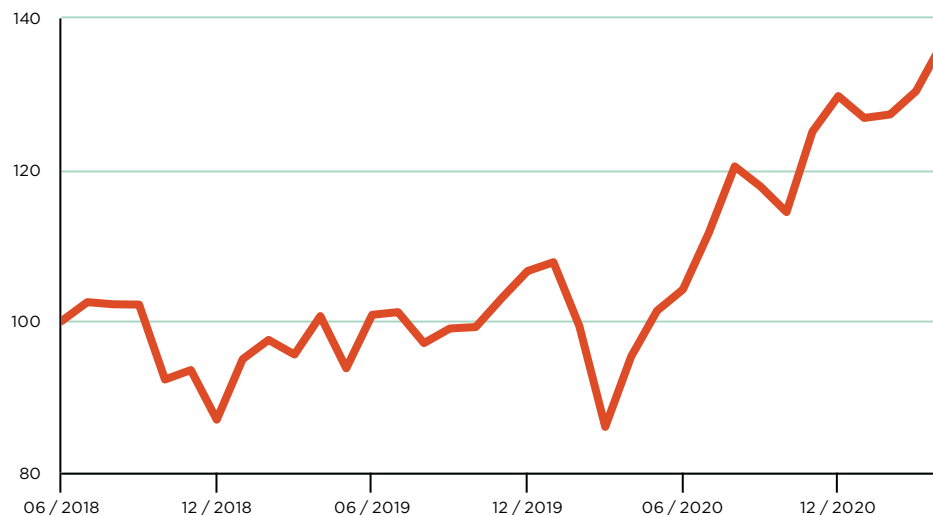
This current risk profile is based on historical data and may not be a reliable indication of the future risk profile of the Sub-Fund. The risk category shown is not guaranteed and may shift over time. The lowest category, which corresponds to Number 1, cannot be regarded as being risk-free. The Sub-Fund does not provide any capital guarantee or asset protection measures.



DECALIA Circular Economy



PERFORMANCE CHART



— DECALIA CIRCULAR ECONOMY R USD P

Rebased to 100. Source: DECALIA Sicav. Data as at 30.04.2021.

PERFORMANCE & RISK MEASURES

Cumulative	Fund	Calendar year	Fund
YTD	5.3%	2021 YTD	5.3%
1M	4.8%	2020	21.7%
3M	7.8%	2019	22.6%
6M	19.5%		
1Y	43.4%		
Since inception (30/05/2018)	36.7%		
Annualised risk measures*		Fund	
		Sharpe ratio	-
		Tracking error	-

* 3-year annualised measures. No data available for funds under 3 years.

Past performance is not a reliable indicator of future results, prices of shares and the income from them may fall as well as rise and investors may not get back the amount originally invested. All fund performance data is calculated on a NAV to NAV basis, net income reinvested. The performance shown does not take account of any commissions entry or exit charges.

LARGEST ABSOLUTE HOLDINGS

Microsoft Corporation	3.0%
Adobe Inc.	3.0%
Enel SpA	2.9%
Neste Corporation	2.8%
Cummins Inc.	2.8%
Target Corporation	2.8%
Clorox Company	2.7%
Mondi plc	2.7%
Otis Worldwide Corporation	2.6%
Waste Management, Inc.	2.5%

LARGEST RELATIVE HOLDINGS

Enel SpA	2.8%
Neste Corporation	2.7%
Cummins Inc.	2.7%
Mondi plc	2.7%
Clorox Company	2.7%
Target Corporation	2.6%
Otis Worldwide Corporation	2.5%
Adobe Inc.	2.5%
Waste Management, Inc.	2.4%
Avery Dennison Corporation	2.4%

Administrative information

Fund manager	DECALIA SA
Auditors	PwC Luxembourg
Management company	FundPartner Solutions (Luxembourg) SA

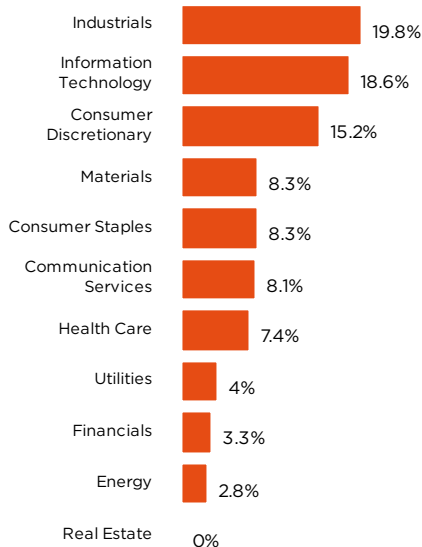
Fees

Management fee	0.90%
Performance fee	10%
Subscription fee	Max. 5%
Redemption fee	0.0%

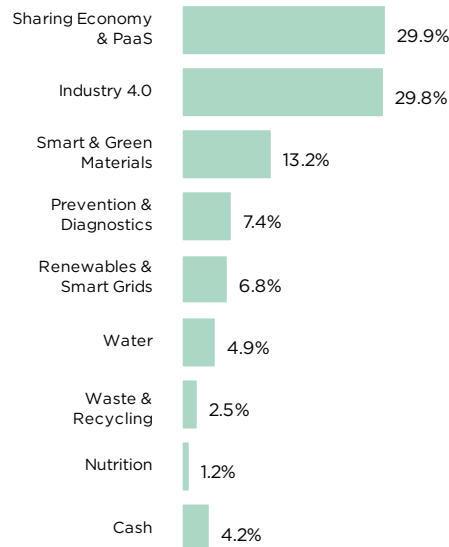
Dealing information

Liquidity	Daily
Trade date	T
Cut-off time	12:00 CET
Minimum investment	No Minimum
ISIN	LU1787060471
Bloomberg	DECCERU LX

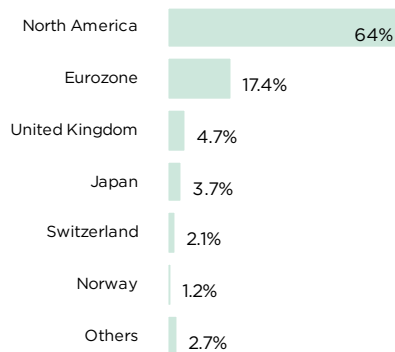
SECTORAL BREAKDOWN



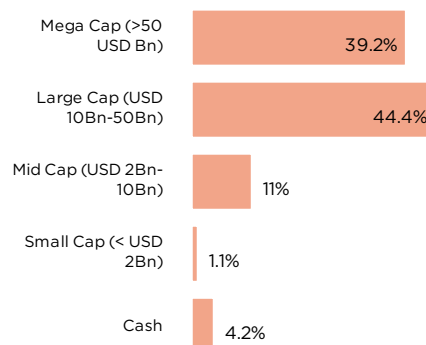
THEMATIC BREAKDOWN



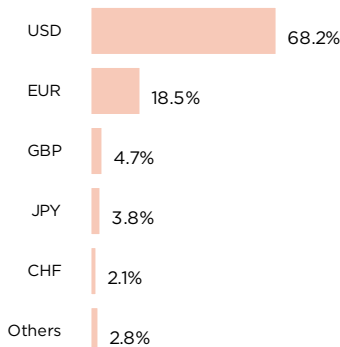
GEOGRAPHIC BREAKDOWN



MARKET CAP BREAKDOWN



NET CURRENCY EXPOSURE



Source: DECALIA Sicav. Data as at 30.04.2021.

This marketing document is issued by DECALIA SA. It is neither directed to, nor intended for distribution or use by, any person or entity who is a citizen or resident of or located in any locality, state, country or jurisdiction where such distribution, publication, availability or use would be contrary to law or regulation. Only the latest version of the fund's prospectus, regulations, Key Investor Information Document, annual and semi-annual reports may be relied upon as the basis for investment decisions. You should read the Prospectus and the Key Investor Information Document (KIID) for each fund in which you want to invest. These documents are available on www.decaliagroup.com or at FundPartner Solutions (Europe) S.A., 15 Avenue J.F. Kennedy, L-1855 Luxembourg, or free of charge from the representative in Switzerland. The information and data presented in this document are not to be considered as an offer or solicitation to buy, sell or subscribe to any securities or financial instruments. Information, opinions and estimates contained in this document reflect a judgment at the original date of publication and are subject to change without notice. Before making any investment decision, investors are recommended to ascertain if this investment is suitable for them in light of their financial knowledge and experience, investment goals and financial situation, or to obtain specific advice from an industry professional. Past performance is neither guarantee nor a reliable indicator of future results. This marketing material is not intended to be a substitute for the fund's full documentation or for any information which investors should obtain from their financial intermediaries acting in relation to their investment in the fund or funds mentioned in this document.

Paying agent in Switzerland: Banque Pictet & Cie SA, 60 route des Acacias, 1211 Genève, Suisse
 Representative in Switzerland: FundPartner Solutions (Suisse) S.A., Route des Acacias 60, 1211 Genève, Suisse
 The place of execution and jurisdiction in connection with the shares distributed in or from Switzerland is at the registered office of the Representative