

### Investment Objective

DECALIA Millennials Fund's objective is to seek an attractive long term rate of return, measured in US Dollars, by investing into companies that will structurally benefit from changes in consumer's habits of the Millennials generation.

### Fund features

- The Millennial generation (born between 1980 and 2000) is the largest generation – estimated to be 2bn people worldwide. They are creating a major global consumption trends shift
- Digital, sharing economy, education, wellness, fintech: these are some of the major Millennials trends that will have implications on the economy
- Their impact on the global economy is considerable and companies, across all industries, are fiercely competing for this growing generation of new consumers.

### Investment Team

- Jean-Christophe Labbé  
Lead Portfolio Manager
- Roberto Magnatantini, CFA, CMT  
Deputy Portfolio manager
- Alexander Roose  
Head of Equities

### Key fund facts

Last NAV	EUR135.0
Fund type	Equity
Investment zone	World
Share class currency	EUR
Inception date (class)	15/11/2017
Inception date (sub-fund)	30/12/2015
Index	MSCI World
Legal structure	Luxembourg SICAV
UCITS Status	YES
Registration	LU, CH, FR, IT, DE

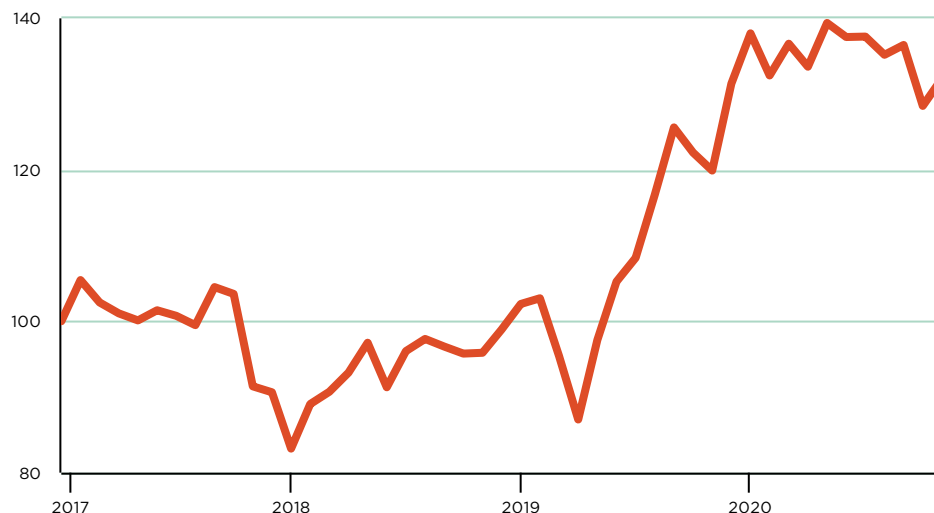
◀ Lower risk Higher risk ▶  
 Typically lower rewards Typically higher rewards



This current risk profile is based on historical data and may not be a reliable indication of the future risk profile of the Sub-Fund. The risk category shown is not guaranteed and may shift over time. The lowest category, which corresponds to Number 1, cannot be regarded as being risk-free. The Sub-Fund does not provide any capital guarantee or asset protection measures.




### PERFORMANCE CHART



— DECALIA MILLENNIALS I EUR H P

Rebased to 100. Source: DECALIA Sicav. Data as at 31.10.2021.

### PERFORMANCE & RISK MEASURES

Cumulative	Fund	Calendar year	Fund
YTD	-4.3%	2021 YTD	-4.3%
1M	2.9%	2020	34.9%
3M	-2.3%	2019	23.0%
6M	-5.2%	2018	-16.7%
1Y	10.2%		
3Y	44.5%	<b>Annualised risk measures*</b>	<b>Fund</b>
Since inception (15/11/2017)	35.0%	Volatility	19.7%
		Sharpe ratio	-
		Tracking error	-

\* 3-year annualised measures. No data available for funds under 3 years.

Past performance is not a reliable indicator of future results, prices of shares and the income from them may fall as well as rise and investors may not get back the amount originally invested. All fund performance data is calculated on a NAV to NAV basis, net income reinvested. The performance shown does not take account of any commissions entry or exit charges.

### LARGEST ABSOLUTE HOLDINGS

Microsoft Corporation	5.6%
First Republic Bank	4.2%
Costco Wholesale Corporation	4.0%
Sony Group Corporation	4.0%
Apple Inc.	3.7%
Advanced Micro Devices, Inc.	3.6%
Koninklijke DSM N.V.	3.5%
Mastercard Incorporated Class A	3.5%
Amazon.com, Inc.	3.4%
Live Nation Entertainment, Inc.	3.1%

### LARGEST RELATIVE HOLDINGS

First Republic Bank	4.1%
Sony Group Corporation	3.7%
Costco Wholesale Corporation	3.6%
Koninklijke DSM N.V.	3.5%
Advanced Micro Devices, Inc.	3.4%
Live Nation Entertainment, Inc.	3.1%
EDP Renovaveis SA	3.1%
Xtrackers MSCI World Energy UCITS ETF	3.0%
Mastercard Incorporated Class A	3.0%
Estee Lauder Companies Inc. Class A	3.0%

**Administrative information**

Fund manager DECALIA SA  
 Auditors PwC Luxembourg  
 Management company FundPartner Solutions (Luxembourg) SA

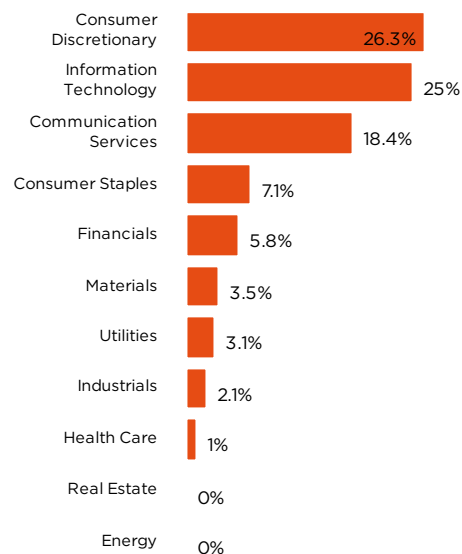
**Fees**

Management fee 0.75%  
 Performance fee 10%  
 Subscription fee Max. 5%

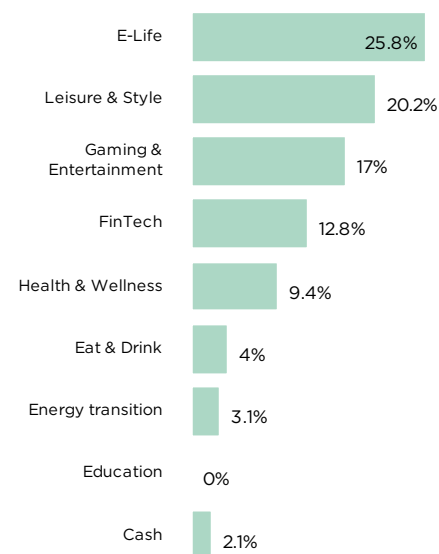
**Dealing information**

Liquidity Daily  
 Trade date T  
 Cut-off time 12:00 CET  
 Minimum investment EUR 1.000.000  
 ISIN LU1718721035  
 Bloomberg DECMII LX

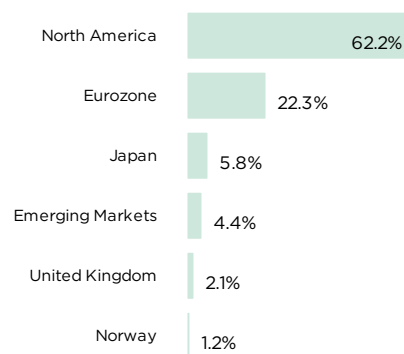
**SECTORAL BREAKDOWN**



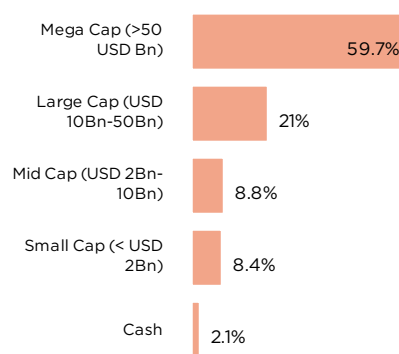
**THEMATIC BREAKDOWN**



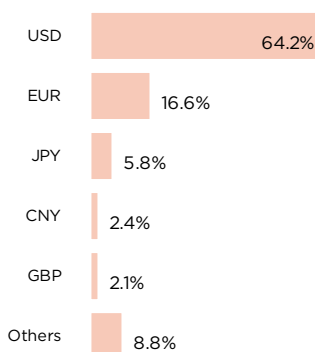
**GEOGRAPHIC BREAKDOWN**



**MARKET CAP BREAKDOWN**



**NET CURRENCY EXPOSURE**



Source: DECALIA Sicav. Data as at 31.10.2021.

This marketing document is issued by DECALIA SA. It is neither directed to, nor intended for distribution or use by, any person or entity who is a citizen or resident of or located in any locality, state, country or jurisdiction where such distribution, publication, availability or use would be contrary to law or regulation. Only the latest version of the fund's prospectus, regulations, Key Investor Information Document, annual and semi-annual reports may be relied upon as fund the basis for investment decisions. You should read the Prospectus and the Key Investor Information Document (KIID) for each fund in which you want to invest. These documents are available on [www.decaliagroup.com](http://www.decaliagroup.com) or at FundPartner Solutions (Europe) S.A., 15 Avenue J.F. Kennedy, L-1855 Luxembourg, or fee of charge from the representative in Switzerland. The information and data presented in this document are not to be considered as an offer or solicitation to buy, sell or subscribe to any securities or financial instruments. Information, opinions and estimates contained in this document reflect a judgment at the original date of publication and are subject to change without notice. Before making any investment decision, investors are recommended to ascertain if this investment is suitable for them in light of their financial knowledge and experience, investment goals and financial situation, or to obtain specific advice from an industry professional. Past performance is neither guarantee nor a reliable indicator of future results. This marketing material is not intended to be a substitute for the fund's full documentation or for any information which investors should obtain from their financial intermediaries acting in relation to their investment in the fund or funds mentioned in this document.

Paying agent in Switzerland: Banque Pictet & Cie SA, 60 route des Acacias, 1211 Genève, Suisse  
 Representative in Switzerland: FundPartner Solutions (Suisse) S.A., Route des Acacias 60, 1211 Genève, Suisse  
 The place of execution and jurisdiction in connection with the shares distributed in or from Switzerland is at the registered office of the Representative